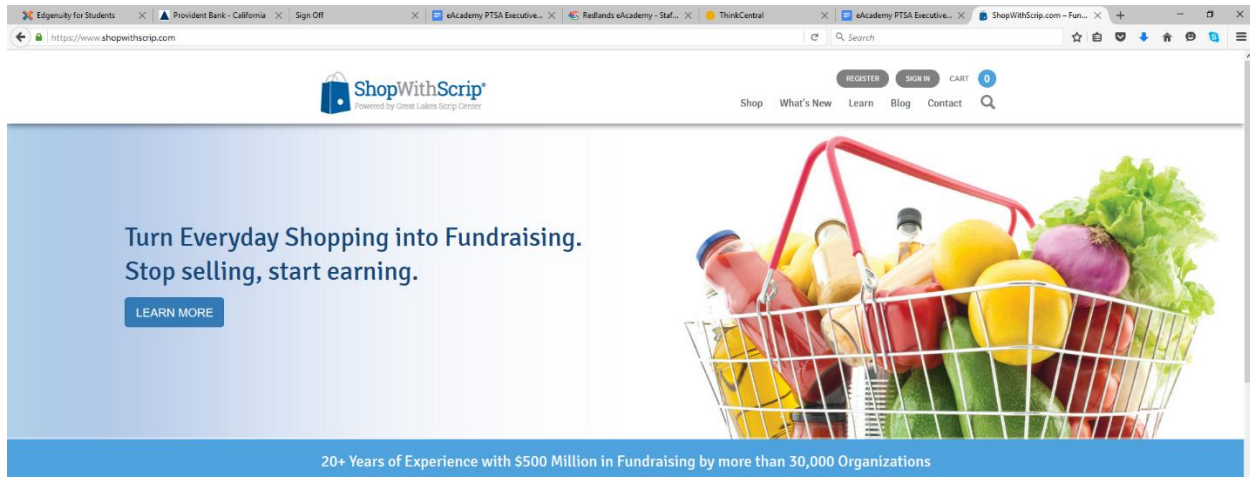


Order scrip through Redlands eAcademy PTSA! There are hundreds of vendors available, including groceries, gas, restaurants, etc. Our PTSA will receive a percentage of every purchase! This is a great way to donate to our school by purchasing gift cards for places to shop at weekly.

Website: [www.shopwithscrip.com](http://www.shopwithscrip.com)



The screenshot shows the ShopWithScrip homepage. At the top, there is a navigation bar with 'REGISTER', 'SIGN IN', and 'CART 0'. Below the navigation bar is a large banner with the text 'Turn Everyday Shopping into Fundraising. Stop selling, start earning.' and a 'LEARN MORE' button. To the right of the text is an image of a shopping basket filled with fresh produce. Below the banner is a blue bar with the text '20+ Years of Experience with \$500 Million in Fundraising by more than 30,000 Organizations'.



How Scrip Fundraising Works

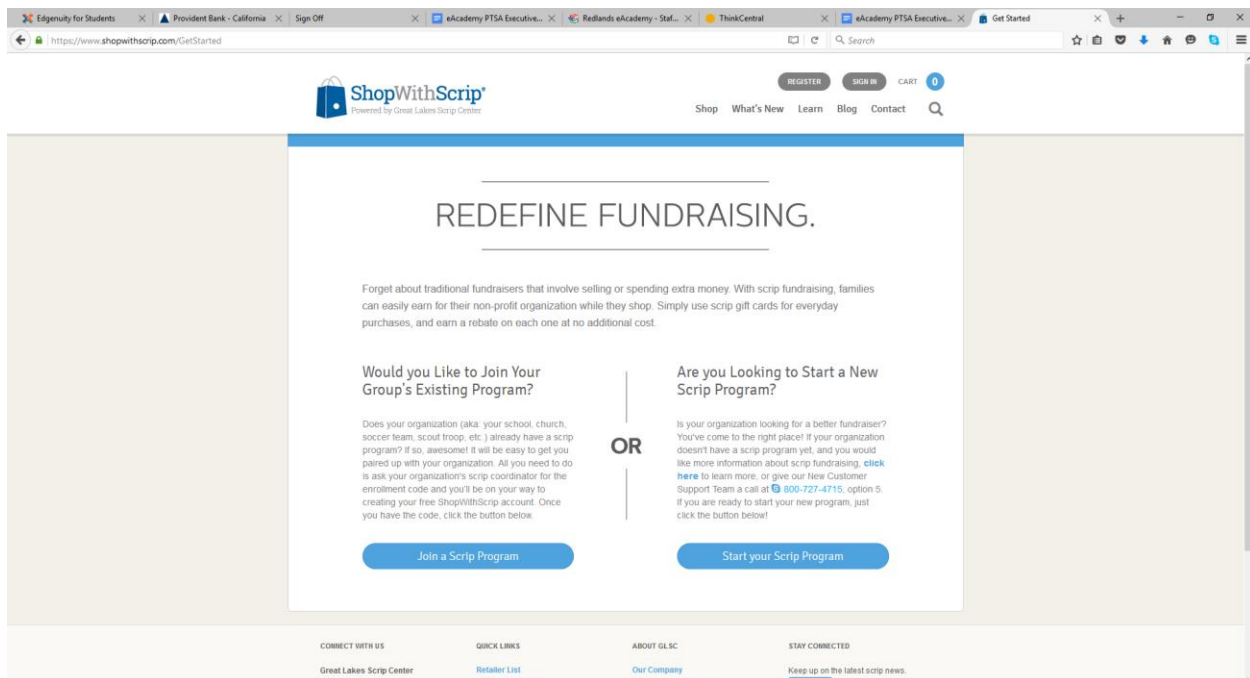


Picking the Right Program for Your Organization



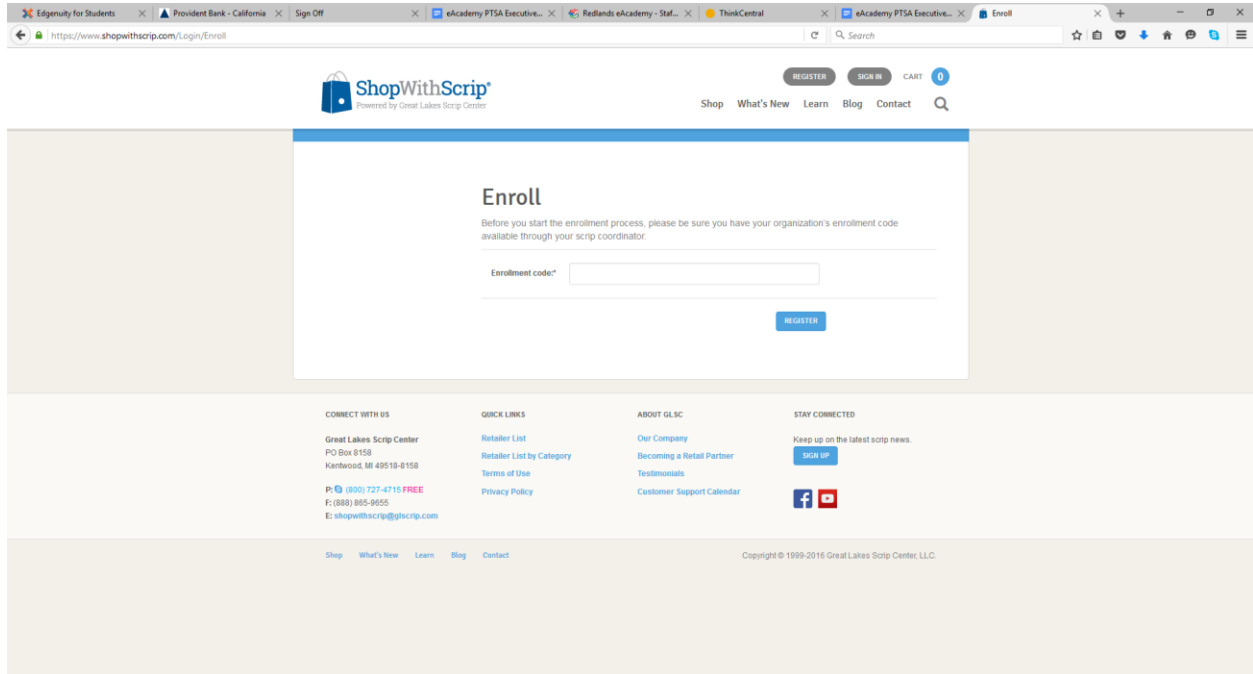
Ready to Get Started?

Click on "Register" tab at top of page.



The screenshot shows the 'Get Started' page on ShopWithScrip.com. The main heading is 'REDEFINE FUNDRAISING.' Below this, there is a paragraph explaining the concept of scrip fundraising. The page is divided into two columns by a vertical line with the word 'OR' in the center. The left column is titled 'Would you Like to Join Your Group's Existing Program?' and contains text about joining an existing program and a 'Join a Scrip Program' button. The right column is titled 'Are you Looking to Start a New Scrip Program?' and contains text about starting a new program and a 'Start your Scrip Program' button. At the bottom of the page, there is a footer with 'CONNECT WITH US', 'QUICK LINKS', 'ABOUT GLSC', and 'STAY CONNECTED' sections.

Click on “Join a Scrip Program”



Enter DD55528E47L59 for the enrollment code. This will get you to the Redlands eAcademy PTSA account.

Simply type the 4-digit year

Street Address 1\*

Street Address 2\*

City\*

State\* Select a state...

Zip Code\*

Phone Number: ( ) - -

Cell Phone Number: ( ) - -

Student Name:

Classroom / Group:

Teacher Name / Classroom / Group Name

---

**Step 4: Enter your email address**

Email Address\*

Confirm Email Address\*

I would like to receive emails from ShopWithScrip to keep up on the latest scrip news, including announcements for special promotions and new products.

---

**Step 5: Create your security questions**

Security Question 1\* --Please select a question--

Answer\*

Security Question 2\* --Please select a question--

Answer\*

Set up your account with your personal information.

Once you have registered, set up your Presto Pay information to pay through your personal bank account:

ShopWithScrip  
Powered by Great Lakes Scrip Center

CRUZDAL CART

Dashboard Shop What's New Learn Blog Contact

---

**Account Settings**

- Manage Non-Profits
- Profile
- Reminders
- Security

**Messages**

**Coordinator Functions**

**Family Functions**

- Order History
- PrestoPay
- Reports
- Shopping Lists
- Wallet

**action awaits**

Buy Now

---

**Dashboard**

Your Organization: **Redlands eAcademy**

Your Coordinator: **Christine Kuzdal**  
(909) 862-3343  
ear.ademyscrip@gmail.com

Your Enrollment Code: **DD56526E47L50**  
[Change Enrollment Code](#)

---

Announcements View All [CREATE ANNOUNCEMENT](#)

---

**Coordinator Functions**

- Enter Orders
- Order Queue
- Packing Slips

---

**Manage**

- Coordinator Roles
- Family Accounts
- Family Order Form
- Local Suppliers
- Notifications
- Organization Profile
- Payment Change Form
- PO Manager
- PrestoPay
- Promotional Tools
- Reports
- SCHIPWARE

---

**Family Functions**

- Express Order
- View ScripNow
- Shopping Lists

Sign in and click on "Dashboard."

Click on “Family Functions” on left-hand side.

Click on “Presto Pay.”

Click on “Family Registration” to enter your bank account information.

After this is done, within 1-2 business days, Great Lakes Scrip will deposit 2 small amounts into your bank account.

Once you see these amounts, sign back in, and click on the link to confirm your Presto Pay. You will enter the amounts that they deposited into your account.

Once you do this, they will give you a 4-digit approval code.

Email this code to Christine at [ckuzdal@gmail.com](mailto:ckuzdal@gmail.com).

Once I get this email, I will verify you as one of our families, and you are good to order scrip!

Hard cards will be delivered within one week.

Scripnow! Will be available immediately.

Reloadnow – you must first register a card that has been purchased through Great Lakes Scrip, once you do that, you can reload and it will be available immediately.

Please let me know if you have any questions.

Thank you for helping our school!

Christine Kuzdal

[ckuzdal@gmail.com](mailto:ckuzdal@gmail.com)

909-262-3148